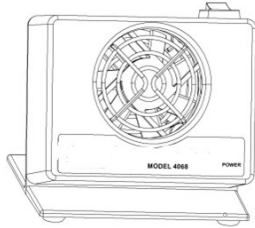


Installation / Operation / Maintenance

Staticmaster® Mini Low Air Flow Ionizing Fan Model 4068

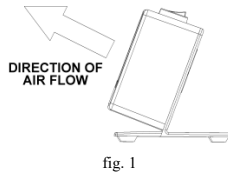


Overview

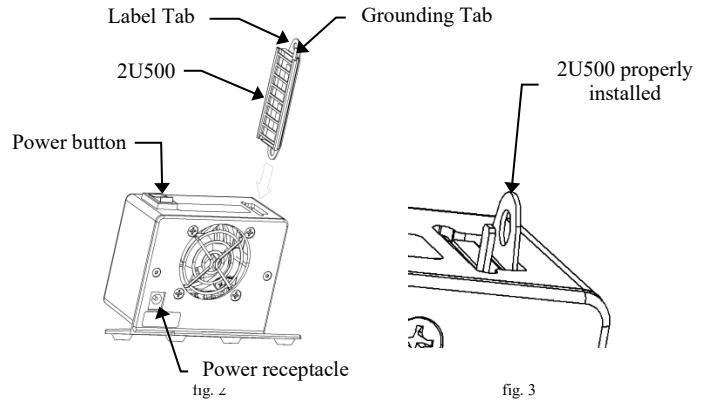
The Fan® model 4068 ionizing fan is used to create airflow passing by the Staticmaster® model 2U500 ion cell. This system delivers ionized air to neutralize static charge. The target's neutralization time will be optimal when placed 1" to 6" directly in front of the ionizing blower and will increase as the distance increases.

Installation

1. Locate the Staticmaster® model 4068:
 - To allow the target to be put into the airflow at a distance of 1" to 6" from the Staticmaster®.
 - A working electrical outlet within reach of the 4' long detachable cord that is supplied with the Staticmaster®.



2. Connect the barrel plug of the AC adapter to the receptacle in the back of the Staticmaster®.
3. Slide the Staticmaster® model 2U500 into opening in top of fan. When properly installed the body of the 2U500 will be flush with the top of the fan. Note: the ground tab and label tab will protrude from the top of the fan. See fig. 3.



Note: The Staticmaster® model 2U500 ion cell is sold separately. Refer to the Staticmaster® model 2U500 instructions for proper handling, cleaning, and disposal of this device.

4. Connect the AC adapter to a 120 VAC, 60 Hz electrical outlet.
5. Turn the Staticmaster® "ON" by pressing the power button, located on the top of the unit. The green LED, located on the front of the unit, will illuminate indicating the unit has been activated.

Maintenance

- Calibration is not required.
- To ensure maximum static neutralization, the Staticmaster® model 2U500 must be replaced once a year regardless of usage.
- To ensure maximum fan performance, keep the fan blades and protective grids free of dust and dirt buildup.
- The Staticmaster® model 4068 can be cleaned with a clean dry cloth or cotton swab as needed.

Trouble Shooting Guide

Symptom	Probable Cause	Corrective Action
1. Static charges are not eliminated.	Ion cell may be out of date and need to be replaced. Possible oil contamination of ion cell. Ions generated are being recombined before they reach the charged parts.	Call NRD for ion cell replacement. Return ion cell to NRD for evaluation. Do not attempt to clean the device. Position the charged part closer to the fan.
2. Fan inoperative	Loss of power.	Check all electrical connections.



NRD, LLC / 2937 Alt Boulevard / Grand Island, NY 14072
 PHONE 716 773 7634 / FAX 716 773 7744 / EMAIL sales@nrdlc.com / WEB www.nrdllc.com

NRD Asia Pte. Ltd
 PHONE +65 6679 1707 / EMAIL sales@NRDasia.com / WEB www.nrdllc.com

Installation / Operation / Maintenance

Staticmaster[®] Mini Low Air Flow Ionizing Fan Model 4068

Device disposal



The Staticmaster[®] model 4068 device should not be placed in household waste bins. Please check local regulations for information about the disposal of electronic products in your area.

Limited Warranty

NRD expressly warrants that for a period of one (1) year from the time of purchase, the item will be free of defects in material (parts) and workmanship (labor). Within the warranty period, the item will be tested, repaired, or replaced at discretion of NRD, free of charge. Any item under warranty should be shipped prepaid to the NRD factory. Call Customer Service at (716) 773-7634 for a Return Authorization number and shipping instructions. Include a copy of your original packing slip, invoice, or other proof of purchase date.

If the item is out of warranty, NRD LLC will quote repair charges necessary to bring your item up to factory standards.

Compliance Information

FCC compliance statement (United States)

FCC Class B Part 15

This device complies with Part 15 of the FCC Rules. Operation is subject to the following two conditions: (1) This device may not cause harmful interference, and (2) this device must accept any interference received including interference that may cause undesired operation.

Industry Canada compliance

NRD, LLC

Model 4068

This Class B Digital Apparatus Complies with Canadian ICES-003.
CAN ICES-3B/NMB-3B

Additional regulatory conformance:

- Safety requirements for electrical equipment for measurement, control, and laboratory use – Part 1: General requirements included USA: UL-61010-1, Canada CSA-c22.2, EU BS EN 61010, IEC 61010-1.
- EU RoHS Directive
- EU REACH regulation
- EU Packaging Directive.
- California Proposition 65

Specifications:

Dimensions: 3,6" x 3,2" x 3,4" (92mm x 81mm x 87mm)
Mass: 8,0 oz. (227 g)
Rated Voltage: Input: 120 VAC Output: 12 VDC
Rated Current: 0,1 A
Frequency: 60 Hz
Operating and Storage Temperature: 14°F - 122°F (-10°C - 50°C)
Operating and Storage Humidity: Maximum of 80%
Fuse: 125 V, 1 A (not serviceable)
Category 1 product

Warranty Exclusions

The forgoing express warranty is made in lieu of all other product warranties, expressed and implied, including merchantability and fitness for a particular purpose that is specifically disclaimed. The express warranty will not apply to defects or damage due to accidents, neglect, misuse, alterations, operator error, or failure to properly maintain, clean or repair products.

Limit of Liability

The user shall determine the suitability of the product for their intended use, and the user assumes all risk and liability whatsoever in connection therein.

EU regulatory conformance

NRD, LLC hereby declares that this Staticmaster[®], model 4068, device is in compliance with the essential requirements and other relevant provisions of EMC Directive 2004/108/EC.

Australia and New Zealand regulatory conformance

NRD, LLC hereby declares that this Staticmaster[®], model 4068, device is in compliance with the essential requirements and other relevant provisions of Australian and New Zealand Standard AS/NZS CISPR 11, 2011.

Symbols:

V=== - Voltage DC
A - Ampere



NRD, LLC / 2937 Alt Boulevard / Grand Island, NY 14072
PHONE 716 773 7634 / FAX 716 773 7744 / EMAIL sales@nrdlc.com / WEB www.nrdllc.com

NRD Asia Pte. Ltd
PHONE +65 6679 1707 / EMAIL sales@NRDAsia.com / WEB www.nrdllc.com